



IELTS ACADEMIC

Life-cycles

Kru. Jaem

From Auckland, New Zealand

Ryan James Whitehouse (Kru. Jaem)

© 2023

All rights reserved. No part of this book may be reproduced, stored in a retrieval system, or transmitted in any form or by any means, electronic, mechanical, photocopying, recording, or otherwise, without the prior written permission of the copyright owner.

This book is protected under international copyright laws and treaties. Unauthorized reproduction or distribution of this work is prohibited and may result in legal action.

For permission requests or inquiries, please contact:

thinkincafekk@gmail.com
www.nzche.ac.nz/thinkincafe-ielts

Printed in New Zealand

Please note that the information in this book is intended for educational purposes only. While every effort has been made to ensure accuracy, the author and publisher do not assume any responsibility for errors, omissions, or consequences arising from the use of this material.

Thank you for respecting the copyright and intellectual property rights associated with this book. Your support allows us to continue creating valuable resources for aspiring IELTS candidates.

Thinkin Cafe

IELTS Live! Online! By Kru. Jaem

**IELTS Live! Online! ฿3,990 เรียนสดกับครูเจม ชั่วโมงละ 24 บาท คุณภาพดีมาก
ราคาถูกที่สุดในไทย เรียนกับชาวนิวซีแลนด์ ไม่ใช่แค่นี้ครับ ครูก็เรียนจบ IELTS
Teaching จาก IDP Australia ด้วยครับ**

ขออนุญาตแนะนำคอร์ส IELTS ราคาถูกที่สุดในไทย โปรโมชั่น คุ่มมาก มีจุดเด่น คือ

1. เรียนกับชาวนิวซีแลนด์ (neutral accent) ที่มีประสบการณ์สอน และผ่านหลักสูตร Teaching English as a Foreign Language (TEFL) จาก London และ Certificate in IELTS Teacher Training จาก IDP Australia ครูพูดไทยได้ด้วย!!
 2. ราคาเพียง 3,990 บาท (จากราคา 12,990 บาท)
 3. เรียนกับเจ้าของภาษา ครูเจมจากประเทศนิวซีแลนด์
 4. เรียน 200 คาบ หรือ 165 ชม. (เฉลี่ยชั่วโมงละ 24 บาท)
 5. เรียนออนไลน์สด ผ่าน zoom
 6. หากนักเรียนมีข้อสงสัยในการเรียนสามารถสอบถามครูได้ทันที
 7. เรียนครบทุกทักษะ (Writing, Speaking, Reading, Listening)
 8. การันตี คะแนน 7.0+
 9. รับไฟล์หนังสือฟรี 10 เล่ม (.pdf)
 10. เรียนจบคอร์ส ได้ certificate จาก New Zealand
 11. มีวิดีโอให้ดูย้อนหลัง ไม่หมดอายุ
 12. เรียนแบบกลุ่มออนไลน์
 13. ส่งการบ้านให้ครูตรวจพร้อม feedback ได้ตลอด ไม่จำกัดครั้ง
 14. มีกลุ่มไลน์และกลุ่มเฟซบุ๊กสำหรับติดต่อกัน
 15. ฟรี กิจกรรมพิเศษเพื่อพัฒนาทักษะ speaking และ writing ของนักเรียนนอกห้องเรียน
 16. ฟรี คอร์สปูพื้นฐาน grammar ให้อีก 2 คอร์ส
 17. มีให้สอบวัดระดับก่อนเรียนเพื่อเข้ากลุ่มเก่ง กลาง อ่อน ทำให้พัฒนาได้อย่างเหมาะสมกับผู้เรียน หรืออยากเข้าทุกกลุ่มเลยก็ได้ (ความแตกต่างเบื้องต้น คือ ถ้ากลุ่มเก่งจะสอนภาษาอังกฤษล้วน ๆ กลุ่มกลางจะมีภาษาไทยปนนิด ๆ และจะพูดภาษาอังกฤษช้าลง ส่วนกลุ่มอ่อนจะพูดภาษาไทยและภาษาอังกฤษอย่างละครึ่ง)
 18. นักเรียนสามารถเลือกเรียนได้ถึง 5 กลุ่ม คือ ให้เลือกกลุ่มหลัก 1 กลุ่ม และอีก 4 กลุ่ม เข้าตอนไหนก็ได้ สามารถดูย้อนหลังได้ทั้ง 5 กลุ่ม (เกิน 200 คาบก็ได้)
- สอบถามข้อมูลเพิ่มเติมและสมัครเรียนผ่าน inbox : m.me/thinkincafeielts



ครูเจมเกิดที่เมือง Auckland ประเทศนิวซีแลนด์ในปี 1987 เรียนชั้นประถม มัธยมต้นและมัธยมปลายที่อำเภอ Te Atatu เมือง Auckland จนถึงปี 2003 และเรียนจบมหาวิทยาลัยด้านการศึกษาด้านจิตวิทยา ด้านธุรกิจ และด้านการสื่อสารในนิวซีแลนด์และต่างประเทศ คุณแม่ของครูเจมเกิดที่จังหวัด Tokoroa และคุณพ่อของครูเจมเกิดที่จังหวัด Rotorua ประเทศนิวซีแลนด์ ปัจจุบันครูเจมมีงานประจำเป็นครูสอน IELTS โดยเริ่มสอนมาตั้งแต่ปี 2008

นักเรียนจะได้เรียน IELTS กับครูเจมตลอดหลักสูตร



1. Introduction and Overview:

- The depicted image portrays an + ANIMAL NOUN, offering insights into its characteristics and behavior.

2. Starting Point and Initial Characteristics:

- In the initial depiction, the + ANIMAL NOUN + is shown with + NOUN PHRASE.

3. Progressive Development:

- As we progress through the image, we can observe + NOUN PHRASE, reflecting its evolved behaviors.

4. Key Observations:

- Several noteworthy features can be discerned in the image, including + NOUN PHRASE.

5. Divergence and Variations:

- The image captures variations within the + ANIMAL NOUN, illustrating + NOUN.

6. Behavioral Insights:

- The behaviors displayed in the image, such as + NOUN, provide valuable insights into the + POSSESSIVE NOUN OF THE ANIMAL + adaptations.

7. Habitat and Environment:


- The image not only showcases the + ANIMAL NOUN, but also offers glimpses of its natural habitat, including + NOUN PHRASE.

8. Contextual Analysis:

- To fully understand the scene, it is essential to consider the contextual elements, such as + NOUN PHRASE.

9. Ecosystem Dynamics:

- The image reveals the + POSSESSIVE NOUN OF THE ANIMAL + role within its ecosystem, shedding light on + NOUN PHRASE.



10. Contemporary Significance:

- The portrayal of the + ANIMAL NOUN + in this image is a testament to its adaptability and resilience, exemplifying its continued presence in its natural environment.

11. Notable Features and Gestures:

- Within the image, we can identify several notable features and gestures of the + ANIMAL NOUN, such as + NOUN PHRASE.

12. Environmental Interaction:

- The image highlights the + POSSESSIVE NOUN OF THE ANIMAL + interaction with its environment, showcasing how + RELATIVE CLAUSE.

13. Temporal Changes:

- By observing the image closely, we can discern temporal changes in the + POSSESSIVE NOUN OF THE ANIMAL + appearance or activity, reflecting its + NOUN PHRASE.

14. Comparative Analysis:

- In comparison to other depiction of the same species, this depiction provides unique insights into + NOUN PHRASE.

15. Behavioral Dynamics:

- The illustration captures the dynamic nature of + POSSESSIVE NOUN OF THE ANIMAL + behavior, from + NOUN to + NOUN, portraying its versatility and adaptability.

16. Ecological Role:

- By examining the image, we can infer the + POSSESSIVE NOUN OF THE ANIMAL + ecological role within its ecosystem, as it + NOUN.

17. Predatory or Defensive Strategies:

- The picture reveals the + POSSESSIVE NOUN OF THE ANIMAL + predatory or defensive strategies, including + NOUN PHRASE.

18. Life Cycle Stages:

- This visual representation provides glimpses of different life cycle stages of the + ANIMAL NOUN, offering insights into its development.

19. Environmental Context:

- To fully appreciate the scene, it's crucial to consider the broader environmental context in which the + ANIMAL NOUN + is situated, including + NOUN PHRASE.

20. Sensory Perception:

- The image prompts us to consider the sensory perception of the + ANIMAL NOUN, as it + NOUN PHRASE.



Physical Characteristics:

1. Mammalian: Having characteristics typical of mammals.
2. Reptilian: Resembling or related to reptiles.
3. Avian: Pertaining to birds or characteristics of birds.
4. Aquatic: Adapted for living in water.
5. Amphibious: Capable of living both in water and on land.
6. Sleek: Smooth and glossy in appearance.
7. Furry: Covered with soft hair or fur.
8. Feathery: Covered with feathers.
9. Scales: Bony or horny plates covering an animal's skin.
10. Striped: Marked with long, narrow bands of color.
11. Spotted: Marked with round, distinct dots or spots.
12. Mottled: Having irregular spots or blotches.
13. Camouflaged: Blending with the surrounding environment for concealment.
14. Chitinous: Having a tough, protective exoskeleton made of chitin.
15. Rugged: Rough or uneven in texture.





Size and Shape:

1. Compact: Small and tightly packed.
2. Slender: Thin and gracefully shaped.
3. Bulky: Large and heavy in form.
4. Squat: Short and stout in appearance.
5. Elongated: Stretched or extended in length.
6. Robust: Strong and well-built.
7. Graceful: Displaying elegance and beauty in movement.
8. Lanky: Ungracefully tall and thin.
9. Sturdy: Strong and solidly built.

Behavior and Movement:

1. Nocturnal: Active during the night.
2. Diurnal: Active during the day.
3. Crepuscular: Active during dawn and dusk.
4. Solitary: Preferring to live alone.
5. Social: Living and interacting with others of the same species.
6. Territorial: Defending and marking a specific area as its own.
7. Nomadic: Moving from place to place in search of food.
8. Hibernating: Entering a dormant state during the winter months.
9. Migratory: Undertaking regular seasonal migrations.
10. Preening: Cleaning and grooming its body, often using its beak or tongue.
11. Nesting: Building or preparing a place for eggs and offspring.
12. Hunting: Capturing prey for food.
13. Grazing: Feeding on grass or vegetation.
14. Predatory: Engaging in hunting and killing for food.



Habitat and Adaptations:

1. Arboreal: Living in trees.
2. Burrowing: Creating tunnels or burrows underground.
3. Aerial: Living or moving in the air.
4. Carnivorous: Feeding primarily on meat.
5. Herbivorous: Feeding primarily on plants.
6. Omnivorous: Consuming both plant and animal matter.
7. Camouflage: Using coloration or patterns to blend into the environment.
8. Mimicry: Resembling another organism or object for protection or deception.
9. Keen Senses: Having highly developed senses, such as sharp eyesight, acute hearing, or a strong sense of smell.

Reproductive and Life Cycle:

1. Gestation: The period of pregnancy in mammals.
2. Brood: A group of offspring hatched or born at the same time.
3. Larval: In an early, immature stage of development.
4. Adolescent: In the stage of life between childhood and adulthood.
5. Mature: Fully grown and developed.
6. Life Span: The duration of an organism's life.

Sounds and Communication:

1. Vocalization: The use of sounds for communication.
2. Roar: A deep, loud sound often associated with large mammals.
3. Chirp: A brief, high-pitched sound, typically associated with birds or insects.
4. Howl: A prolonged, mournful sound, often associated with wolves.
5. Purr: A soft, rumbling sound, often associated with contentment in cats.
6. Growl: A low, threatening sound, often used as a warning.



Growth in Nature:

1. Flourishing: Thriving and growing abundantly.
2. Burgeoning: Growing rapidly or expanding quickly.
3. Lush: Luxuriant and rich in growth, often referring to vegetation.
4. Verdant: Green with lush and healthy vegetation.
5. Sprouting: Beginning to grow or develop, often used for plants.
6. Mature: Fully developed and at the peak of growth.
7. Blossoming: Developing and producing flowers or blossoms.
8. Thriving: Growing vigorously and prospering.
9. Expanding: Increasing in size, extent, or scope.
10. Rapid: Growing or developing at a fast pace.

Lifecycle Keywords:

1. Metamorphosis: The process of transformation from one stage to another.
2. Lifecycle: The series stages an organism goes through during its existence.
3. Maturity: The state of being fully developed or grown.
4. Infancy: The early stage of life, often characterized by dependence on parents.
5. Adulthood: The stage of maturity or full growth in an organism's life cycle.
6. Reproduction: The process of producing offspring or new life.
7. Gestation: The period during which an organism develops inside its mother's body (in mammals).
8. Ecdysis: The shedding of an outer layer, such as the skin of a reptile or the exoskeleton of an insect.
9. Fledgling: A young bird that has recently acquired its flight feathers and is learning to fly.
10. Senescence: The process of aging and deterioration in an organism's life cycle.




Lifecycle of a Tree:

1. Germination: The initial stage when a tree seed sprouts and begins to grow.
2. Seedling: A young tree that has just emerged from the soil and is in its early stages of growth.
3. Sapling: A young tree that is larger and more developed than a seedling but not yet fully mature.
4. Maturity: The stage when a tree has reached full growth and development, often marked by the ability to produce seeds.
5. Reproduction: The phase when a mature tree produces seeds or fruit, contributing to the next generation.
6. Pollination: The process of transferring pollen from one part of the tree to another, essential for seed production.
7. Fruiting: The period when a tree's flowers develop into fruits, containing seeds for dispersal.
8. Decay: The natural process of deterioration and decomposition that occurs as a tree ages.
9. Senescence: The final stage of a tree's life cycle, characterized by aging and decline in vitality.
10. Regeneration: The process by which new trees grow from seeds, often replacing older trees in the ecosystem.



General English Words for Describing the Lifecycle of an Insect or Reptile:

1. Growth: The process of getting bigger and more mature.
2. Change: The series of transformations from one stage to another.
3. Egg: The beginning stage where life starts.
4. Baby: The young and small version of an insect or reptile.
5. Growing Up: The period when an insect or reptile gets bigger.
8. New Generation: The group of young insects or reptiles.
9. Aging: The process of getting old.
10. Life Cycle: The whole process of life from beginning to end.



Academic English Words for Describing the Lifecycle of an Insect or Reptile:

1. **Metamorphosis:** The process of transformation from one life stage to another in insects, typically involving distinct larval, pupal, and adult stages (e.g., butterflies and beetles).
2. **Ecdysis:** The periodic shedding or molting of the outer skin or exoskeleton to accommodate growth in arthropods like insects and crustaceans.
3. **Nymph:** An immature stage of an insect that resembles the adult but lacks certain features, undergoing several molts before reaching adulthood (e.g., grasshoppers and dragonflies).
4. **Larva:** The early, often worm-like stage of insect development, characterized by rapid growth and feeding (e.g., caterpillars and maggots).
5. **Pupa:** A developmental stage in insects where significant internal changes occur, often encased in a cocoon or chrysalis, leading to the emergence of the adult (e.g., pupae of moths and butterflies).
6. **Molt:** The act of shedding the old exoskeleton or skin, allowing the insect or arthropod to grow and develop.
7. **Hatchling:** A recently hatched or born individual, particularly referring to reptiles like turtles, snakes, and crocodiles.
8. **Juvenile:** A young organism that is not yet fully grown or mature but has passed its earliest developmental stages.
9. **Adulthood:** The stage of full maturity and reproductive capability in an insect or reptile's lifecycle.
10. **Oviposition:** The process of laying eggs, a crucial part of reproduction in many insects and reptiles.



Tenses

<u>Tenses</u>	<u>Active Voice</u>	<u>Passive Voice</u>
Past Simple	S + V2 + O	S + was/were + V3 + O
Past Continuous	S + was/were + V~ing + O	S + was/were + being + V3 + O
Past Perfect	S + had + V3 + O	S + had + been + V3 + O
Past Perfect Continuous	S + had been + V~ing + O	S + had been + being + V3 + O*
Present Simple	S + V1 + O	S + is/am/are + V3 + O
Present Continuous	S + is/am/are + V~ing + O	S + is/am/are + being + V3 + O
Present Perfect	S + has/have + V3 + O	S + has/have + been + V3 + O
Present Perfect Continuous	S + has/have been + V~ing + O	S + has/have been + being + V3 + O*
Future Simple	S + will + V1 + O	S + will be + V3 + O
• for spontaneous decisions		~
• for plans and intentions	S + is/am/are + going to + V1 + O	
Future Continuous	S + will be + V~ing + O	S + will be + being + V3 + O*
Future Perfect	S + will have + V3 + O	S + will have been + V3 + O
Future Perfect Continuous	S + will have been + V~ing + O	S + will have been + being + V3 + O*

*These are not commonly used

ตัวอย่างกระดาษคำตอบ

SCAN ME



Download Task 1
Sample Answer Sheets

Sample answer sheets

BRITISH COUNCIL idp Cambridge Assessment English

IELTS Writing Answer Sheet - TASK 1

Candidate Name []

Candidate No. [] [] [] [] [] [] [] [] [] [] Centre No. [] [] [] [] [] [] [] [] [] []

Test Module Academic General Training Test Date Day [] [] Month [] [] Year [] [] [] []

If you need more space to write your answer, use an additional sheet and write in the space provided to indicate how many sheets you are using: Sheet [] of []

Writing Task 1 Writing Task 1 Writing Task 1 Writing Task 1

Do not write below this line

Do not write in this area. Please continue your answer on the other side of this sheet.

23505



หากชื่นชอบเอกสารชุดนี้
ช่วยส่งกำลังใจด้วยการกด Like กด Share
และกดติดตามเพื่อจะได้ข้อมูลของเพจเราครับ
ขอบคุณครับ ❤️

www.facebook.com/thinkincafe-ielts

With great appreciation,

Ryan. Jaem

Ryan James Whitehouse (Jaem)
Thinkin Cafe





**Authored by Kru. Jaem
Thinkin Cafe - For Academics
Native English Speaker from New Zealand**

Download other free materials at www.facebook.com/thinkincafe-ielts